

# JOB DEMAND REPORT

## AUGUST 2021

Job posting data collected by Eastern Workforce Innovation Board from job boards and employer websites who recruit candidates in Frontenac County, the United Counties of Leeds and Grenville and Loyalist Township.

### HIGHLIGHTS

#### JOB POSTINGS BY THE NUMBERS

TOTAL POSTINGS	NEW THIS MONTH	COMPANIES	JOB BOARDS
6,437	3,994	1,978	26

#### # OF DAYS POSTED

AVERAGE	MEDIAN
17.4	15

## REPORT BUILDER

The default filter selection below will show all job demand data for the month. You can use the filters to create a customized report for the purpose of understanding a subset of the data.

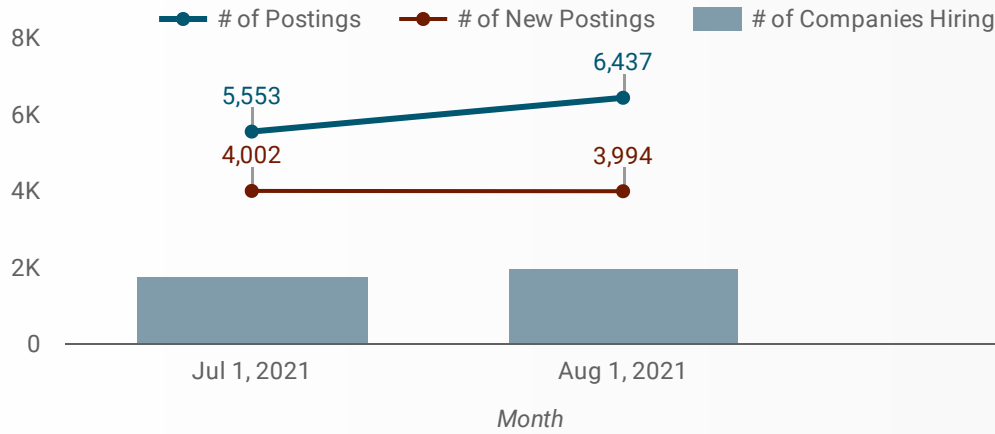
### REPORT FILTERS

MUNICIPALITY	COUNTY
JOB TYPE	JOB DURATION
ADDITIONAL LANGUAGE	SPECIFIC JOB TAGS
JOB BOARD	SKILL LEVEL
SKILL TYPE NAME / 1-DIGIT NOC	
MAJOR GROUP / 2-DIGIT NOC	
MINOR GROUP / 3-DIGIT NOC	
UNIT GROUP / 4-DIGIT NOC	

NOC = National Occupation Classification | NAICS = North American Industry Classification System

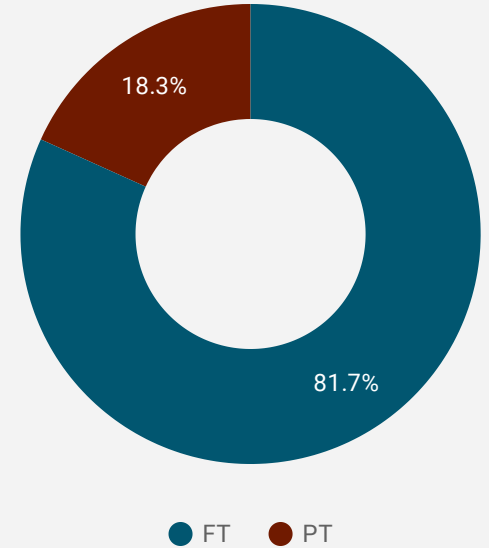
## JOB POSTINGS BY MONTH

How many job postings were active for at least 1 day this month?



## JOB TYPE

Full-time vs Part-time



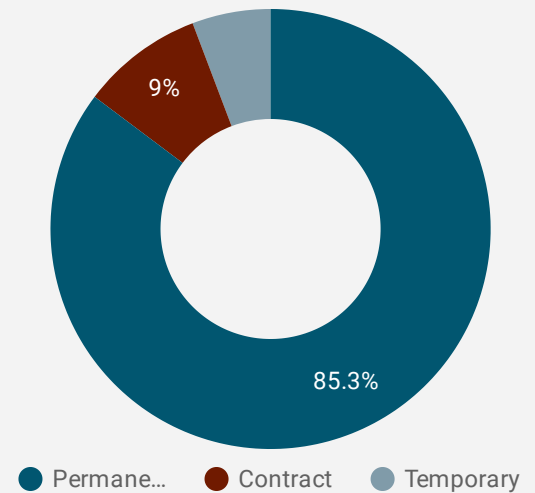
## JOB POSTINGS BY MUNICIPALITY

Where are job opportunities being offered?

	MUNICIPALITY	POSTING COUNT	AVG POSTING LENGTH IN DAYS	MEDIAN POSTING LENGTH IN DAYS
1.	City of Kingston	4,721	17	15
2.	City of Brockville	1,013	17	15
3.	Town of Gananoque	240	19	15
4.	Town of Prescott	115	16	15
5.	Loyalist Township	113	20	16
6.	Township of Rideau Lakes	54	16	15
7.	Township of Front of Yonge	44	17	15
8.	Township of South Frontenac	42	20	15
9.	Township of Leeds and the Thousand Islands	37	17	15
10.	Township of Central Frontenac	21	16	15

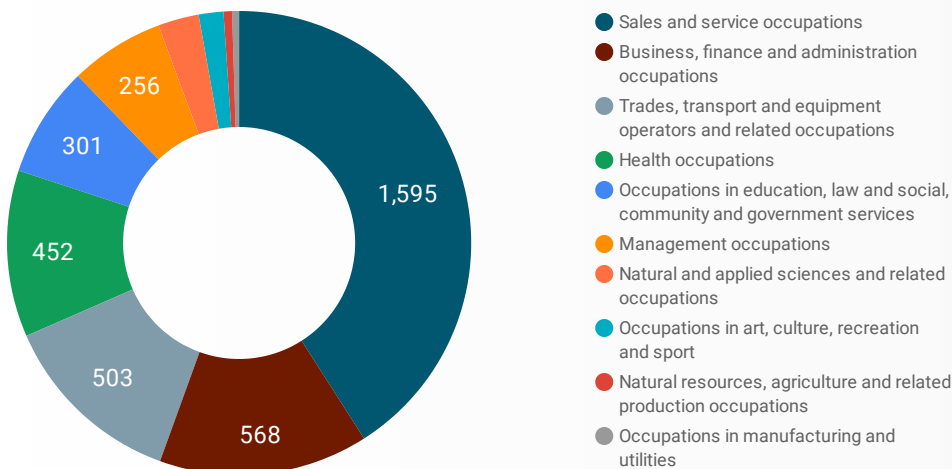
## JOB DURATION

Permanency of jobs posted



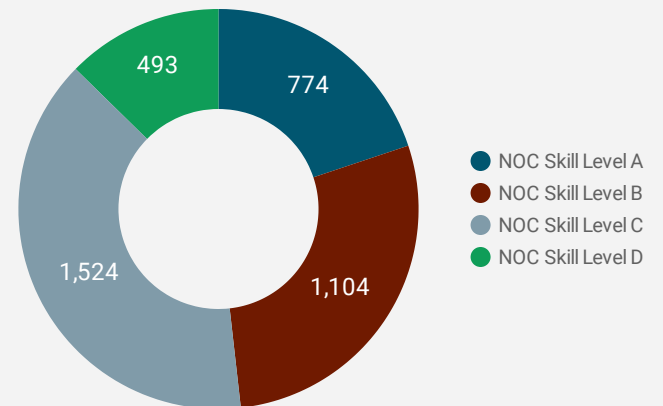
## JOB POSTINGS BY SKILL TYPE

What skill type is being recruited?



## JOB POSTINGS BY SKILL LEVEL

What education do occupations typically require?



Skill Level A = Usually University education | Skill Level B = Usually College education or Apprenticeship training | Skill Level C = Usually Secondary education or occupation-specific training | Skill Level D = Usually on-the-job training

## TOP HIRING COMPANIES & AGENCIES

What companies are hiring?

	COMPANY	COMMUNITY	POSTINGS ▾	AVERAGE POSTING DURATION IN DAYS	MEDIAN POSTING DURATION IN DAYS
1.	Kingston Health Sciences Centre	Kingston	443	12.0	2
2.	Queen's University	Kingston	198	16.3	15
3.	Upper Canada District School Board	Brockville	61	12.3	8
4.	RONA	Kingston	54	3.5	2
5.	The City of Kingston	Kingston	36	18.4	16
6.	Delta Hotels by Marriott Kingston Waterfront	Kingston	31	16.4	15
7.	ONroute	Mallorytown	30	18.9	15
8.	City of Kingston	Kingston	28	15.9	15
9.	Providence Care	Kingston	27	24.9	15
10.	Home Depot	Kingston	26	9.3	8
11.	Home Depot of Canada Inc.	Kingston	26	9.4	9
12.	Sienna Living	Kingston	25	26.5	15
13.	Recipe Unlimited Corporation	Kingston	23	16.6	16
14.	Limestone District School Board	Kingston	23	25.9	21
15.	Holiday Inn Kingston Waterfront	Kingston	23	18.7	22
16.	County of Frontenac	Kingston	22	29.4	22
17.	Manpower	Brockville	21	20.0	22
18.	St. Lawrence College	Kingston	21	16.4	15
19.	KEYS Job Centre Kingston	Kingston	20	18.8	15
20.	The Home Depot Canada	Kingston	20	19.5	22
21.	Empire Life	Kingston	20	22.9	15
22.	Trillium Health Care Products	Brockville	19	16.6	15
23.	Aramark	Kingston	19	23.7	22
24.	Drake International Inc.	Brockville	19	21.4	22
25.	VON Canada	Kingston	18	26.9	28
26.	Loblaw	Kingston	18	7.9	6
27.	Calian	Kingston	18	54.0	60
28.	Lowe's	Kingston	17	18.3	22
29.	Sienna Senior Living	Kingston	17	17.2	15
30.	The Corporation of Loyalist Township	Kingston	17	15.5	15
31.	K. Mulrooney Trucking Ltd.	Kingston	17	20.0	22

## OCCUPATIONS BY 4-DIGIT NOC, SKILL LEVEL, FREQUENCY, & DURATION

What jobs are hard-to-fill and/or in-demand?

	4-DIGIT NOC CODE	4-DIGIT NOC LABEL	OCCUPATION'S SKILL LEVEL	POSTING COUNT	AVG POSTING LENGTH IN DAYS	MEDIAN POSTING LENGTH IN DAYS
1.	6421	Retail salespersons	NOC Skill Level C	297	17	15
2.	3012	Registered nurses and registered psychiatric nurses	NOC Skill Level A	202	18	15
3.	6322	Cooks	NOC Skill Level B	196	19	15
4.	6552	Other customer and information services representatives	NOC Skill Level C	191	13	15
5.	4412	Home support workers, housekeepers and related occupations	NOC Skill Level C	145	21	19
6.	6731	Light duty cleaners	NOC Skill Level D	137	17	15
7.	6711	Food counter attendants, kitchen helpers and related support occupations	NOC Skill Level D	131	19	15
8.	621	Retail and wholesale trade managers	NOC Skill Level A	125	18	15
9.	7514	Delivery and courier service drivers	NOC Skill Level C	96	18	15
10.	6513	Food and beverage servers	NOC Skill Level C	93	18	15
11.	6611	Cashiers	NOC Skill Level D	81	16	15
12.	7452	Material handlers	NOC Skill Level C	79	20	21
13.	6541	Security guards and related security service occupations	NOC Skill Level C	66	16	14
14.	7271	Carpenters	NOC Skill Level B	59	19	15
15.	1411	General office support workers	NOC Skill Level C	58	12	15
16.	1241	Administrative assistants	NOC Skill Level B	55	18	15
17.	7511	Transport truck drivers	NOC Skill Level C	55	19	15
18.	1414	Receptionists	NOC Skill Level C	47	18	15
19.	1114	Other financial officers	NOC Skill Level A	44	13	15
20.	1221	Administrative officers	NOC Skill Level B	43	20	19
21.	6622	Store shelf stockers, clerks and order fillers	NOC Skill Level D	43	14	15
22.	6222	Retail and wholesale buyers	NOC Skill Level B	42	17	15
23.	3233	Licensed practical nurses	NOC Skill Level B	40	16	15
24.	6525	Hotel front desk clerks	NOC Skill Level C	35	20	15
25.	6321	Chefs	NOC Skill Level B	34	21	22
26.	714	Facility operation and maintenance managers	NOC Skill Level A	31	22	15
27.	4214	Early childhood educators and assistants	NOC Skill Level B	30	22	15
28.	6733	Janitors, caretakers and building superintendents	NOC Skill Level D	30	18	16
29.	6512	Bartenders	NOC Skill Level C	29	16	15
30.	4312	Capital and community service managers	NOC Skill Level B	28	16	22

## JOB POSTINGS BY 3-DIGIT NOC, SKILL LEVEL, FREQUENCY, & DURATION

What jobs are hard to fill and/or in-demand?

	3-DIGIT NOC CODE	3-DIGIT NOC LABEL	OCCUPATION'S SKILL LEVEL	POSTING COUNT	AVG POSTING LENGTH IN DAYS	MEDIAN POSTING LENGTH IN DAYS
1.	642	Retail salespersons	NOC Skill Level C	297	17	15
2.	632	Chefs and cooks	NOC Skill Level B	230	19	15.5
3.	301	Professional occupations in nursing	NOC Skill Level A	203	18	15
4.	655	Customer and information services representatives	NOC Skill Level C	191	13	15
5.	673	Cleaners	NOC Skill Level D	178	18	15
6.	751	Motor vehicle and transit drivers	NOC Skill Level C	162	18	15
7.	441	Home care providers and educational support occupations	NOC Skill Level C	155	21	16
8.	651	Occupations in food and beverage service	NOC Skill Level C	136	18	15
9.	671	Food counter attendants, kitchen helpers and related support occupations	NOC Skill Level D	131	19	15
10.	062	Retail and wholesale trade managers	NOC Skill Level A	125	18	15
11.	141	General office workers	NOC Skill Level C	113	15	15
12.	124	Office administrative assistants - general, legal and medical	NOC Skill Level B	87	17	15
13.	661	Cashiers	NOC Skill Level D	81	16	15
14.	122	Administrative and regulatory occupations	NOC Skill Level B	79	19	16
15.	745	Longshore workers and material handlers	NOC Skill Level C	79	20	21
16.	421	Paraprofessional occupations in legal, social, community and education services	NOC Skill Level B	66	21	16
17.	654	Security guards and related security service occupations	NOC Skill Level C	66	16	14
18.	323	Other technical occupations in health care	NOC Skill Level B	65	17	15
19.	727	Carpenters and cabinetmakers	NOC Skill Level B	59	19	15
20.	111	Auditors, accountants and investment professionals	NOC Skill Level A	59	16	15
21.	152	Supply chain logistics, tracking and scheduling co-ordination occupations	NOC Skill Level C	53	19	15
22.	622	Technical sales specialists in wholesale trade and retail and wholesale buyers	NOC Skill Level B	51	17	15
23.	321	Medical technologists and technicians (except dental health)	NOC Skill Level B	51	15	15.5
24.	662	Other sales support and related occupations	NOC Skill Level D	51	13	15
25.	341	Assisting occupations in support of health services	NOC Skill Level C	47	16	15
26.	143	Financial, insurance and related administrative support workers	NOC Skill Level C	47	14	15
27.	071	Managers in customer and personal services, n.e.c.	NOC Skill Level A	46	20	15
28.	314	Therapy and assessment professionals	NOC Skill Level A	40	17	15

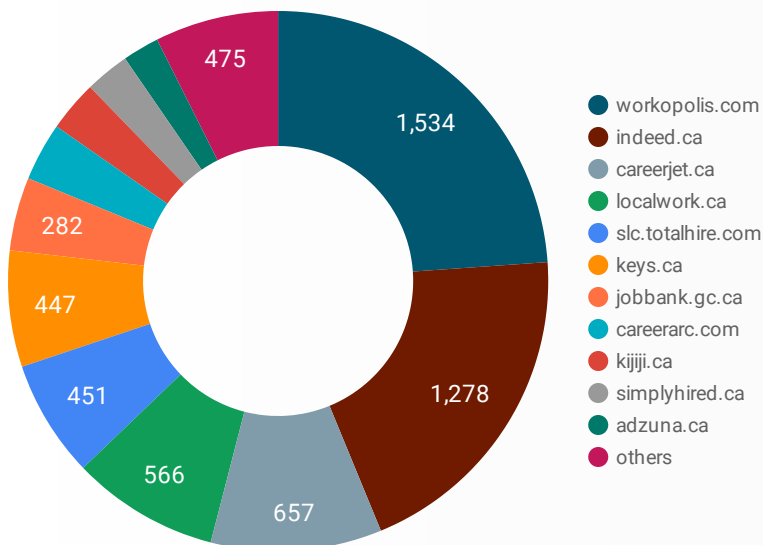
## JOB POSTINGS BY 2-DIGIT NOC, SKILL LEVEL, FREQUENCY, & DURATION

What jobs are hard to fill and/or in-demand?

	2-DIGIT NOC CODE	2-DIGIT NOC LABEL	OCCUPATION'S SKILL LEVEL	POSTING COUNT	AVG POSTING LENGTH IN DAYS	MEDIAN POSTING LENGTH IN DAYS
1.	65	Service representatives and other customer and personal services occupations	NOC Skill Level C	448	16	15
2.	67	Service support and other service occupations, n.e.c.	NOC Skill Level D	311	18	15
3.	64	Sales representatives and salespersons - wholesale and retail trade	NOC Skill Level C	302	17	15
4.	63	Service supervisors and specialized service occupations	NOC Skill Level B	297	19	15
5.	30	Professional occupations in nursing	NOC Skill Level A	203	18	15
6.	14	Office support occupations	NOC Skill Level C	187	15	15
7.	75	Transport and heavy equipment operation and related maintenance occupations	NOC Skill Level C	183	18	15
8.	12	Administrative and financial supervisors and administrative occupations	NOC Skill Level B	178	18	15
9.	06	Middle management occupations in retail and wholesale trade and customer services	NOC Skill Level A	157	18	15.5
10.	44	Care providers and educational, legal and public protection support occupations	NOC Skill Level C	155	21	16
11.	72	Industrial, electrical and construction trades	NOC Skill Level B	149	20	15
12.	66	Sales support occupations	NOC Skill Level D	132	15	15
13.	32	Technical occupations in health	NOC Skill Level B	122	16	15
14.	62	Retail sales supervisors and specialized sales occupations	NOC Skill Level B	105	16	15
15.	74	Other installers, repairers and servicers and material handlers	NOC Skill Level C	95	20	16
16.	11	Professional occupations in business and finance	NOC Skill Level A	90	16	15
17.	15	Distribution, tracking and scheduling co-ordination occupations	NOC Skill Level C	90	19	15
18.	31	Professional occupations in health (except nursing)	NOC Skill Level A	80	16	15
19.	41	Professional occupations in law and social, community and government services	NOC Skill Level A	68	17	15.5
20.	42	Paraprofessional occupations in legal, social, community and education services	NOC Skill Level B	66	21	16
21.	22	Technical occupations related to natural and applied sciences	NOC Skill Level B	56	19	15
22.	21	Professional occupations in natural and applied sciences	NOC Skill Level A	55	19	15
23.	52	Technical occupations in art, culture, recreation and sport	NOC Skill Level B	54	18	16
24.	73	Maintenance and equipment operation trades	NOC Skill Level B	48	22	15
25.	07	Managers in customer and personal services, n.e.c.	NOC Skill Level A	47	22	15
26.	34	Assisting occupations in support of health services	NOC Skill Level C	47	16	15
27.	01	Senior managers - construction, transportation, production and	NOC Skill Level A	37	17	15

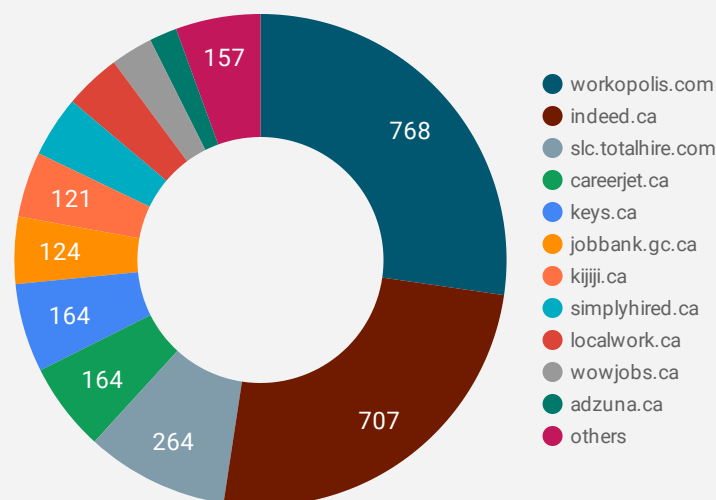
## JOB POSTINGS BY JOB BOARD

What share of unique job postings appear on each job board?



## COMPANIES BY JOB BOARD

What share of unique job postings appear on each job board?



## JOB POSTING DETAILS BY JOB BOARD

How does job posting activity differ by job board?

	JOB BOARD	POSTING COUNT	AVG POSTING LENGTH IN DAYS	MEDIAN POSTING LENGTH IN DAYS	# OF COMPANIES
1.	workopolis.com	1,534	15	15	768
2.	indeed.ca	1,278	22	22	707
3.	careerjet.ca	657	16	9	164
4.	localwork.ca	566	6	2	104
5.	slc.totalhire.com	451	27	24.5	264
6.	keys.ca	447	22	18	164
7.	jobbank.gc.ca	282	22	16	124
8.	careerarc.com	224	32	27	13
9.	kijiji.ca	196	15	15	121
10.	simplyhired.ca	171	16	16	113
11.	adzuna.ca	141	15	15	51
12.	wowjobs.ca	132	16	16	78
13.	jobillico.com	92	15	10.5	23
14.	network.applytoeducation.com	86	10	7	4
15.	eecentre.communityjobpage.com	57	20	14.5	45
16.	cse.jobs.ims-login.com	25	18	15.5	22
17.	acfomi.org	23	60	63	20